

\_\_\_\_\_






( )

\_\_\_\_\_

**31 2020**

"(P3-30)




( )"

1.	2.	3.	4.	5.
				

1.

/				
---	--	--	--	--

2.

/			( )								
					I	II	III	IV			
1		60 10 .		32.24	0	0	17.5	19.2	19.2	100,00%	: 1. "-" 01.11.2020 . / , .
2		, ,		23	23	23	12.7	27.7	27.7	100,00%	: 1. "-" 01.11.2020 . / , 2-3 2020 10.04.2020 50. 2020
3		, ,		90	0	0	61.2	61.2	60.5	101,16%	: 1. "-" 01.11.2020 . / , 2-3 2020 10.04.2020 50.



/		( )								
			I	II	III	IV				
									2020	
4	50-	, ( )	458	16	0	634	637	206	309,22%	2019
5	2019 -		0	0	0	0	61.2	61.2	0,00%	, 7 17 2019 915

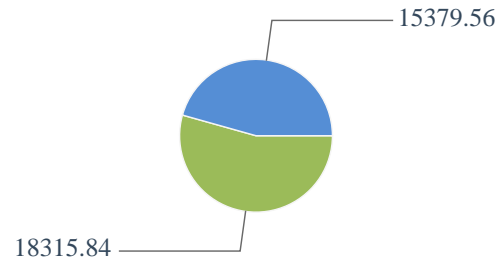


3.

2

31 2020

: 33 695,40 .



31 2020

: 0,00 .

31 2020

: 0,00 .



31 2020

: 0,00 .



/			, .			, .		(8)/(5)*100	
			4	5	6	7	8		
1	2	3	4	5	6	7	8	9	10
1		(12) 95 , 2024	41,80	41,80	41,80	41,80	37,36	89,38	
1.1		, . . .	41,80	41,80	41,80	41,80	37,36	89,38	
1.1.1			41,80	41,80	41,80	41,80	37,36	89,38	
1.1.2			0,00	0,00	0,00	0,00	0,00	0,00	
1.1.3			0,00	0,00	0,00	0,00	0,00	0,00	
1.4			0,00	0,00	0,00	0,00	0,00	0,00	



/			, .			, .		(8)/(5)*100	
			4	5	6	7	8		
1	2	3	4	5	6	7	8	9	10
2		(16) 2019 8 , 12 ; 2020 - 12 , 18 ; 2021 - 16 , 24	29 863,60	29 863,60	29 863,60	35 467,31	14 637,82	49,02	
2.1		, . . .	29 863,60	29 863,60	29 863,60	35 467,31	14 637,82	49,02	
2.1.1			29 863,60	29 863,60	29 863,60	35 467,31	14 637,82	49,02	
2.1.2			0,00	0,00	0,00	0,00	0,00	0,00	



/			, .			, .		(8)/(5)*100	
			4	5	6	7	8		
1	2	3	4	5	6	7	8	9	10
2.1.3			0,00	0,00	0,00	0,00	0,00	0,00	
2.4			0,00	0,00	0,00	0,00	0,00	0,00	
3		(25)  50 2019 - ,2020 - 100 50- , ,2021 - 150 50- , ,2022 - 200 50- , ,2023 - 250 50- , ,2024 - 300 50-	3 790,00	3 790,00	3 790,00	3 640,66	3 640,66	96,06	



/								(8)/(5)*100	
			4	5	6	7	8		
1	2	3	4	5	6	7	8	9	10
3.1			3 790,00	3 790,00	3 790,00	3 640,66	3 640,66	96,06	
3.1.1			3 790,00	3 790,00	3 790,00	3 640,66	3 640,66	96,06	
3.1.2			0,00	0,00	0,00	0,00	0,00	0,00	
3.1.3			0,00	0,00	0,00	0,00	0,00	0,00	
3.4			0,00	0,00	0,00	0,00	0,00	0,00	
			33 695,40	33 695,40	33 695,40	39 149,77	18 315,84	54,36	
			33 695,40	33 695,40	33 695,40	39 149,77	18 315,84	54,36	
			33 695,40	33 695,40	33 695,40	39 149,77	18 315,84	54,36	


















/			, .			, .		(8)/(5)*100	
			4	5	6	7	8		
1	2	3	4	5	6	7	8	9	10
			0,00	0,00	0,00	0,00	0,00	0,00	
			0,00	0,00	0,00	0,00	0,00	0,00	
			0,00	0,00	0,00	0,00	0,00	0,00	



4.



/			
1		70 2019 23 2020 - 28 2021 - 34 2022 - 55,7 2023 - 65,3 2024 - 70 : 27,7000 : 15.12.2020	
2		90 : 60,5000 : 01.12.2020	
3		2024 : 0,1000 : 01.12.2020	
4		2019 7 , 2020 - 68 , 2021 - 70 , 2022 - 75 , 2023 - 80 , 2024 - 85 : 0,0000 : 01.12.2020	
5		95 : 95,0000 : 01.12.2020	



/			
6		2019 8 2020 - 12 2021 - 16 : 12,0000 : 15.12.2020	12 18 24 ; ; .
7		( 2019 - 17 , 2021 - 20 , 2023 - 24 : 0,0000 : 01.10.2020	, 2020 - 22 , 2022 - 16 , 2024 - 26 )
8		: 12,4000 : 10.12.2020	19,1
9		( ) 2019 , 54,49 % , 2020 - 62,19% , 2021 - 58,22% , 1530 , 1327 , 2022 - 61,42% , 1720 , 15 , 2023 - 59,83% , 2520 , 22 , 2024 - 100% , 3832 , 26 , : 0,0000 : 22.12.2020	1 , 679,3 12 , 39,579 . . . , 52,512 . . . , 54,836 . . . , 86,276 . . . , 128,428 . . . ,

-----  
3 -



/																																																											
10		<table style="width: 100%; border-collapse: collapse;"> <tr> <td style="width: 15%;"></td> <td style="width: 15%;"></td> <td style="width: 15%;"></td> <td style="width: 15%;"></td> <td style="width: 15%;"></td> <td style="width: 15%;"></td> <td style="width: 15%;"></td> </tr> <tr> <td></td> <td style="text-align: right;">, 2020</td> <td style="text-align: center;">-</td> <td style="text-align: right;">100</td> <td style="text-align: right;">2019</td> <td style="text-align: center;">-</td> <td style="text-align: right;">50</td> </tr> <tr> <td></td> <td style="text-align: right;">, 2021</td> <td style="text-align: center;">-</td> <td style="text-align: right;">150</td> <td style="text-align: right;">50-</td> <td></td> <td style="text-align: right;">,</td> </tr> <tr> <td></td> <td style="text-align: right;">, 2022</td> <td style="text-align: center;">-</td> <td style="text-align: right;">200</td> <td style="text-align: right;">50-</td> <td></td> <td style="text-align: right;">,</td> </tr> <tr> <td></td> <td style="text-align: right;">, 2023</td> <td style="text-align: center;">-</td> <td style="text-align: right;">250</td> <td style="text-align: right;">50-</td> <td></td> <td style="text-align: right;">,</td> </tr> <tr> <td></td> <td style="text-align: right;">, 2024</td> <td style="text-align: center;">-</td> <td style="text-align: right;">300</td> <td style="text-align: right;">50-</td> <td></td> <td style="text-align: right;">,</td> </tr> <tr> <td></td> <td></td> <td></td> <td style="text-align: center;">.</td> <td></td> <td></td> <td></td> </tr> <tr> <td></td> <td style="text-align: right;">: 206,0000</td> <td></td> <td style="text-align: right;">: 20.12.2020</td> <td></td> <td></td> <td></td> </tr> </table>									, 2020	-	100	2019	-	50		, 2021	-	150	50-		,		, 2022	-	200	50-		,		, 2023	-	250	50-		,		, 2024	-	300	50-		,				.					: 206,0000		: 20.12.2020				 <p><b>3</b></p>
	, 2020	-	100	2019	-	50																																																					
	, 2021	-	150	50-		,																																																					
	, 2022	-	200	50-		,																																																					
	, 2023	-	250	50-		,																																																					
	, 2024	-	300	50-		,																																																					
			.																																																								
	: 206,0000		: 20.12.2020																																																								

-----

3



5.

/					/		
1.			<p style="text-align: center;">70</p> <p style="text-align: center;">2024 : 2019 23</p> <p style="text-align: center;">; 2020 - 28</p> <p>2021 - 34 ;</p> <p>2022 - 55,7 ;</p> <p>2023 - 65,3 ;</p> <p>2024 - 70 ;</p> <p style="text-align: center;">: 27,7, 15.12.2020</p>	15.12.2020	01.11.2020		<p style="text-align: center;">1. "-" 31.10.2020 . / ,</p> <p style="text-align: center;">01.11.2020 = 19,5</p> <p style="text-align: center;">: 19,5 27,7.</p>
1.1.				15.12.2020	31.10.2020		






/							
					/		
			( )				1. "-" 01.11.2020 . / ,  01.11.2020 = 12,7%
2.			90 , , 2024 : 60,5, 01.12.2020	01.12.2020	30.09.2020	. .	1. "-" 01.10.2020 . / ,  01.10.2020 = 61,2%  : 61,2 60,5.
2.1.			( )	01.12.2020	30.09.2020	. .	1. "-" 30.09.2020 . / ,  01.10.2020 = 61,2%
2.1.1			.	01.12.2020	30.09.2020	. .	1. "-" 30.09.2020 . / ,  01.10.2020 = 61,2%
3.				01.12.2020	01.11.2020	. .	1. "-" :



/					/		
			2024 160,0 : 0.1, 01.12.2020				01.11.2020 . / , 01.11.2020 = 193 : 0.193 0.1.
3.1.			, , , ( )	01.12.2020	01.11.2020		1. "-" 01.11.2020 . / , 01.11.2020 = 193
3.2.				01.12.2020	01.11.2020		1. "-" 01.11.2020 . / , 01.11.2020 = 193



/					/		
3.2.1				01.12.2020	01.11.2020		1. "-" 01.11.2020 . / , 01.11.2020 = 193
4.			2019 7 - 68 , 2020 - 70 , 2021 - 75 , 2022 - 80 , 2023 - 85 , 2024 : 0, 01.12.2020	01.12.2020	26.11.2019		1. " " : 26.11.2019 . 7, : 1 0.
5.			95 2024 , : 95, 01.12.2020	01.12.2020	03.11.2020		1. "-" : 01.11.2020 . / , 01.11.2020 = 98% : 98 95.





/							
					/		
5.1.			) (	01.12.2020	01.11.2020		1. "-" 01.11.2020 . / ,  01.11.2020 = 98%
5.2.			, ' ( )	01.12.2020	03.11.2020		1. "-" 01.11.2020 . / ,  12.04.2020 37,358 . . . 869
5.2.1			;	01.12.2020	01.11.2020		1. "-" 01.11.2020 . / ,  12.04.2020 37,358 . . . 869
5.3.			( )	01.12.2020	01.11.2020		1. "-" 01.11.2020 . / ,  01.11.2020 = 98%
6.			2019 8 , ,	15.12.2020	01.11.2020		1. " : " :  31.10.2020 . / ,



/						
				/		
			12 2020 - 12 ; , , 18 2021 - 16 ; , , 24 : 12, 15.12.2020			13 . : 12.5 12.
6.1.			( )	20.11.2020	01.11.2020	1. " " : 31.10.2020 . / ,
6.2.			( ) ( ) )	20.11.2020	01.11.2020	1. " " : 31.10.2020 . / , 13 .



/							
					/		
6.3.			( )	20.11.2020	01.11.2020		1. " " : 31.10.2020 . / , 149-09-2020-239 " "
7.			2019 – 17 ( ,2020 – 22 ,2021 – 20 ,2022 – 16 ,2023 – 24 ,2024 – 26	01.10.2020	01.10.2020		1. " " : " : 16.07.2020 . / , :0 0.




/							
					/		
			) :0, 01.10.2020				
7.1.			( )	01.10.2020	01.10.2020	. .	1. " " : 16.07.2020 . / , .
8.			, 19,1 : 12.4, 10.12.2020	10.12.2020	01.11.2020	. .	1. " " : 01.10.2020 . / , . : 30 12.4.
8.1.			,	10.12.2020	01.11.2020	. .	8 26, 30%
8.1.1			,	10.12.2020	01.11.2020	. .	1. " " : 01.11.2020 . / , .

-

; - ;



/					/		
							8 26, 30%
9.			<p>2019 ( )          , 54,49 %          , 1          , 679,3          . " 2020 53          - 62,19%,          ,          12 ,          39,579 .          . ,          1327 . 2021 -          58,22%,          15 ,          52,512 .          . " 2022 1530          - 61,42%,          15          ,          54,836 . . ,          1720 .          2023 - 59,83%,</p>	22.12.2020	31.10.2020		<p>1. "-" :          31.10.2020 . / , :          :0 0.</p>



/						
				/		
			22 86,276 2520 2024 - 100%, 26 128,428 3832 : 0, 22.12.2020			
9.1.				22.12.2020	31.10.2020	1. "-" 31.10.2020 . / , ( 2,5 ) .
9.2.				22.12.2020	31.10.2020	1. "-" 31.10.2020 . / , 2020.
9.3.			( )	22.12.2020	31.10.2020	1. "-" 31.10.2020 . / ,



/						
				/		
						2020.
10.			2019 - 50 2020 - 100 50- , 2021 - 150 50- , 2022 - 200 50- , 2023 - 250 50- , 2024 - 300 50- , : 206, 20.12.2020	20.12.2020	31.10.2020	1. " " : 31.10.2020 . 55.06-01-06/6148, : 637 206.



/							
					/		
10.1.			( ) - ( )	01.10.2020	30.09.2020	..	1. " : 31.10.2020 . 55.06-01-06/6148, .
10.1.1				01.10.2020	30.09.2020	..	1. " : 31.10.2020 . 55.06-01-06/6148, .
10.2.			, , ( )	10.12.2020	31.10.2020	..	1. " : 02.11.2020 . 55.06-01-06/6148, .
10.3.			50- 206 , ( 2019 - )	10.12.2020	31.10.2020	..	1. " : 01.10.2020 . 55.06-01-06/5578, .

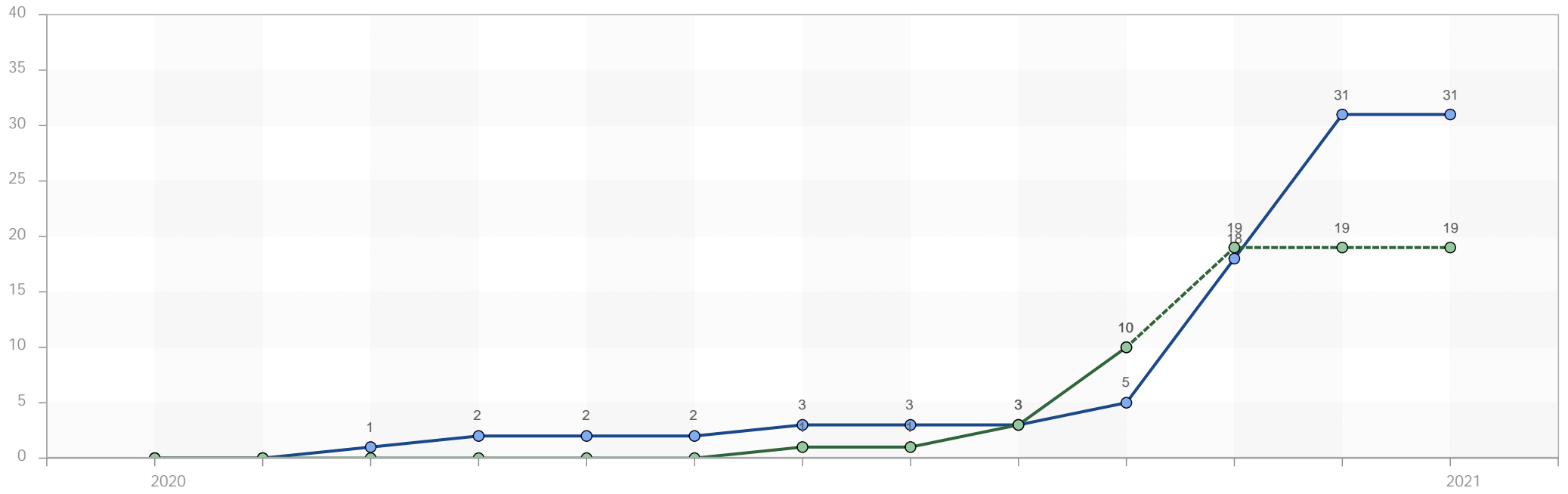




/			,		/		
10.3.1			50- 2019 - ( )	10.12.2020	31.10.2020		1. " : 31.10.2020 . 55.06-01-06/6148,

\_\_\_\_\_



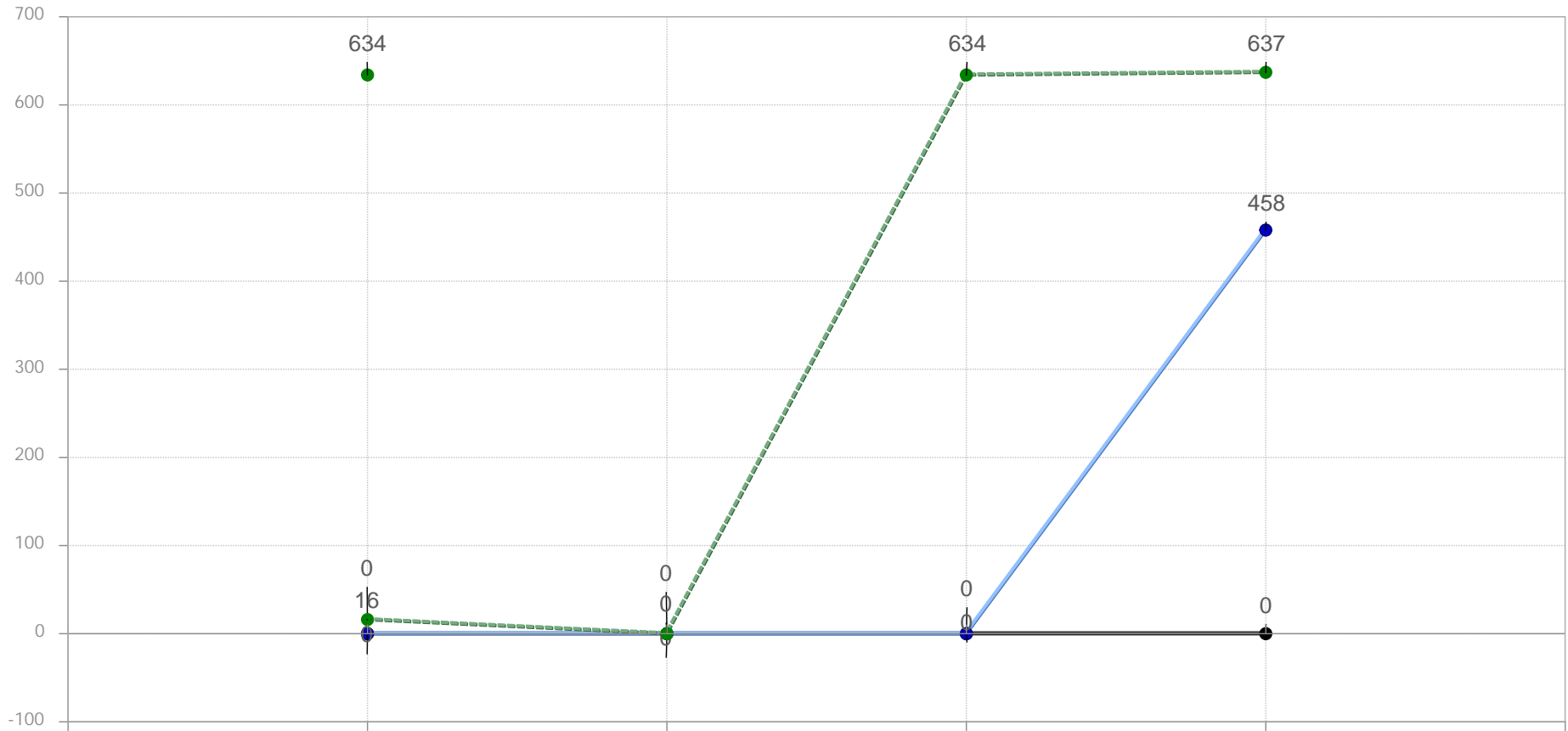


.1. "(P3-30)

( )"

:0

:0



. 1.

50-


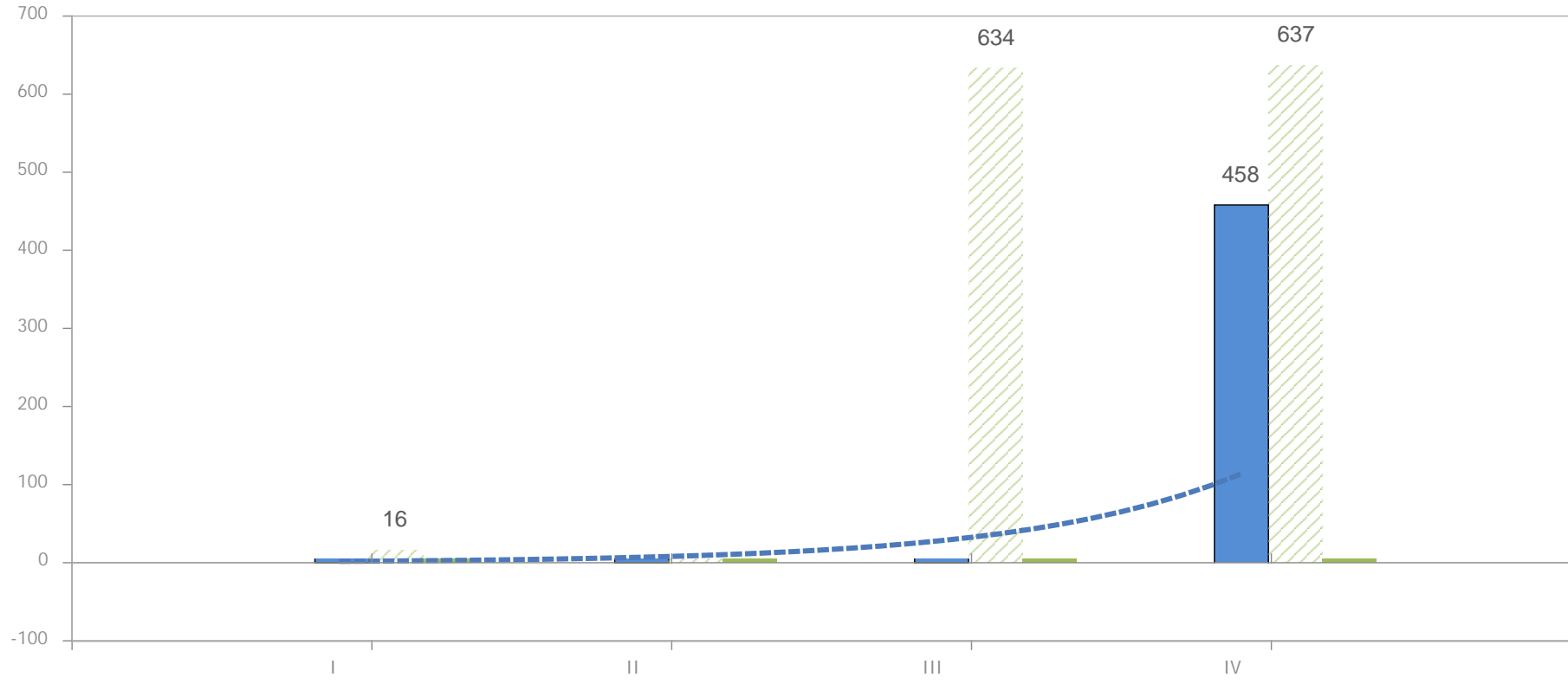
,

( 2019

-

,

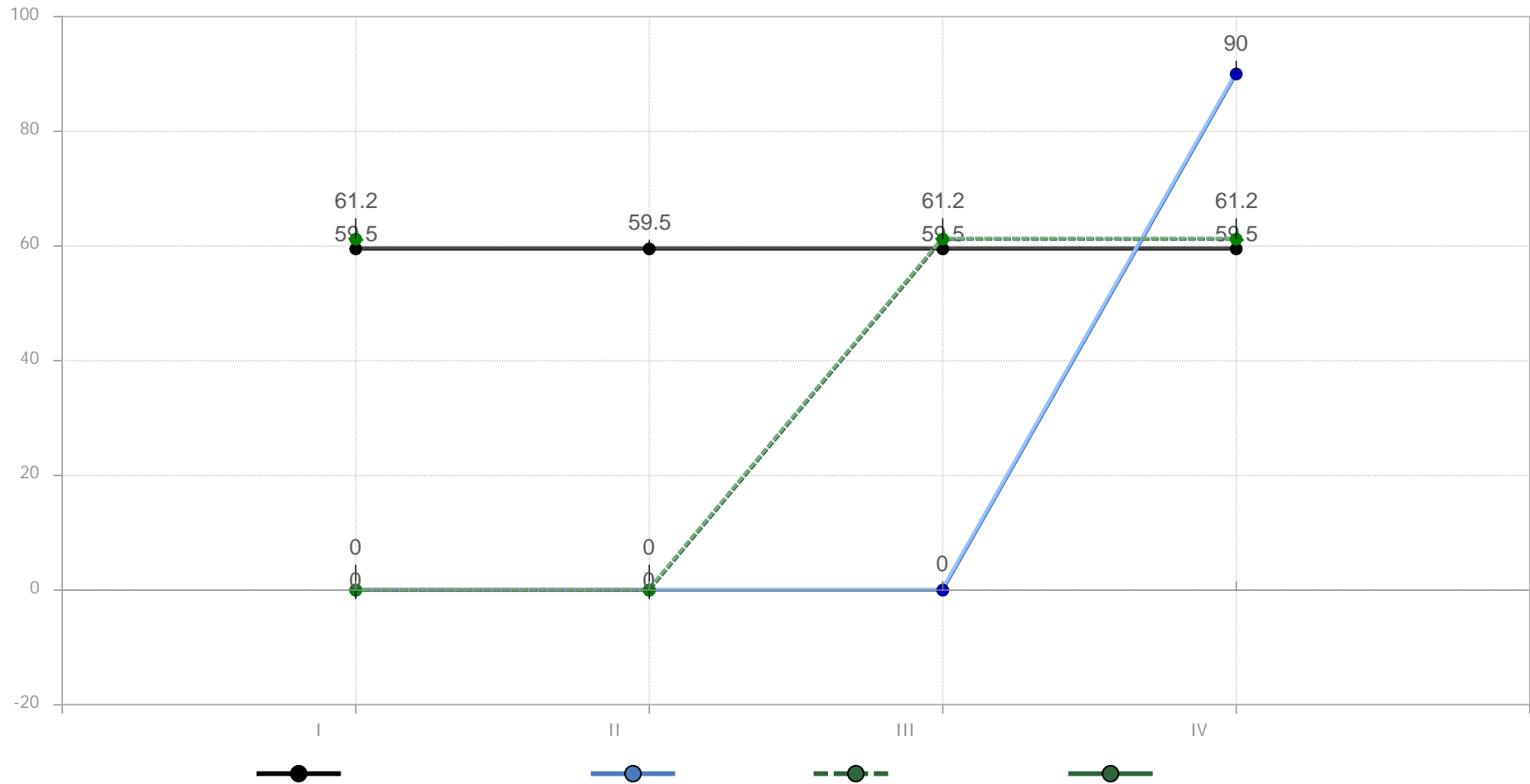
)



.2.

50-


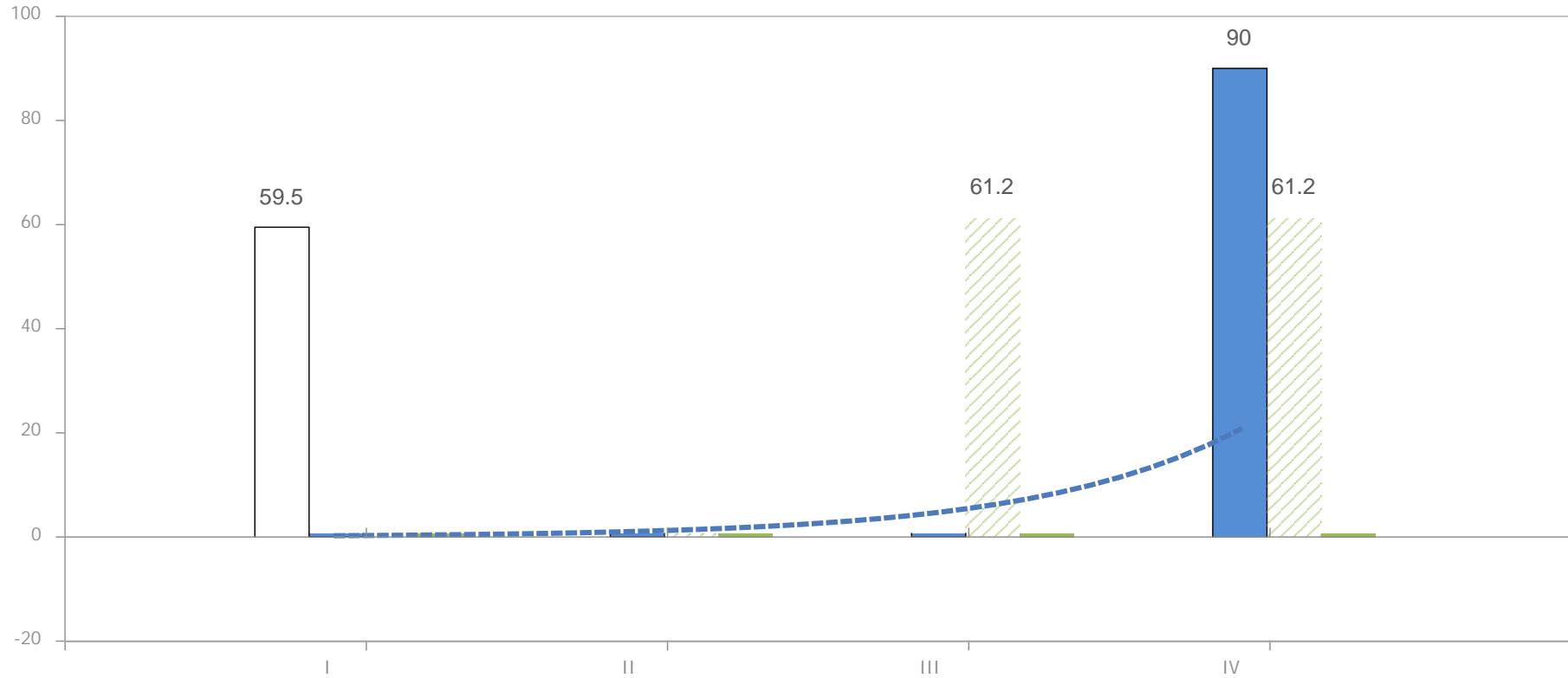
( 2019 - , )



.3.

,

,



.4.



,

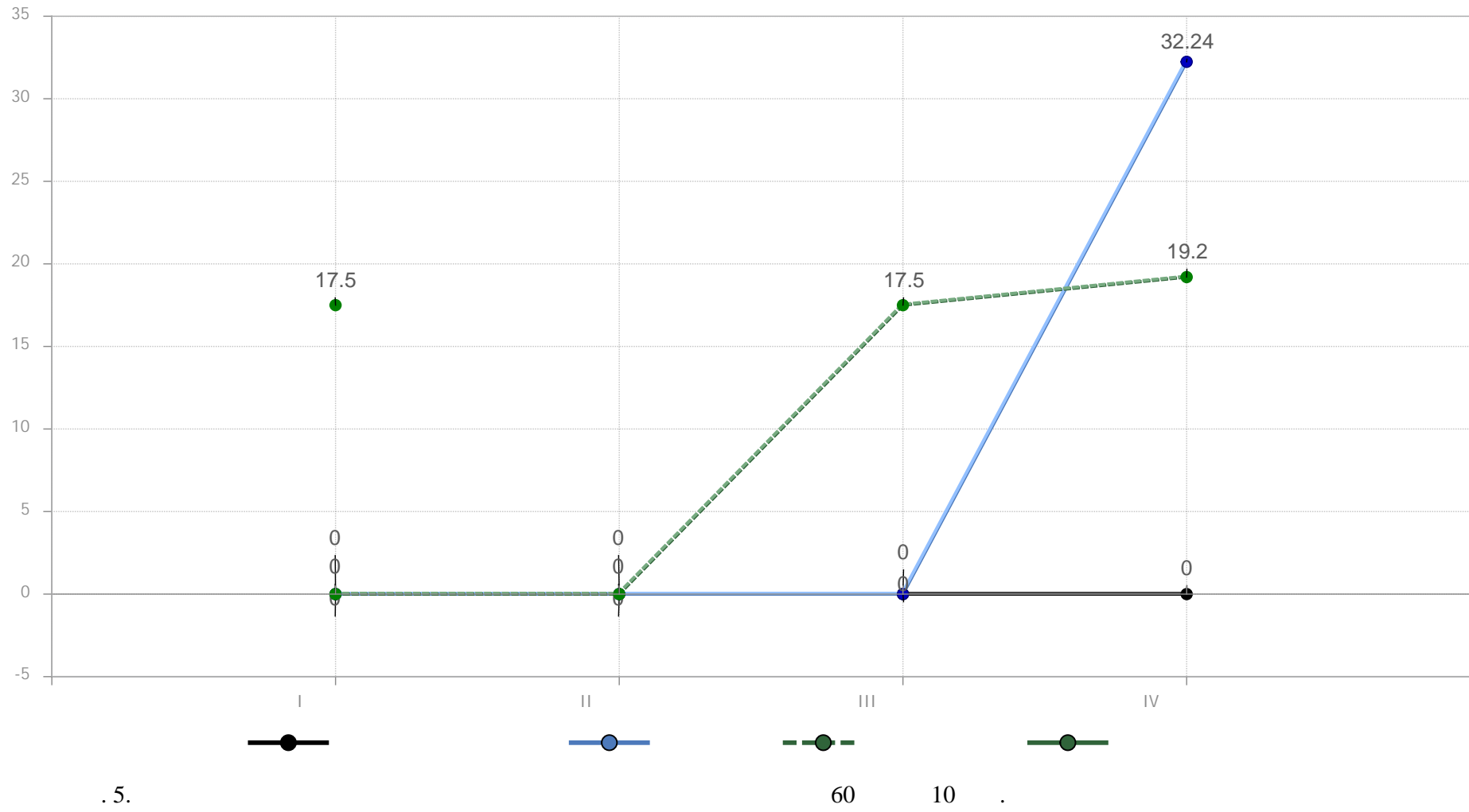


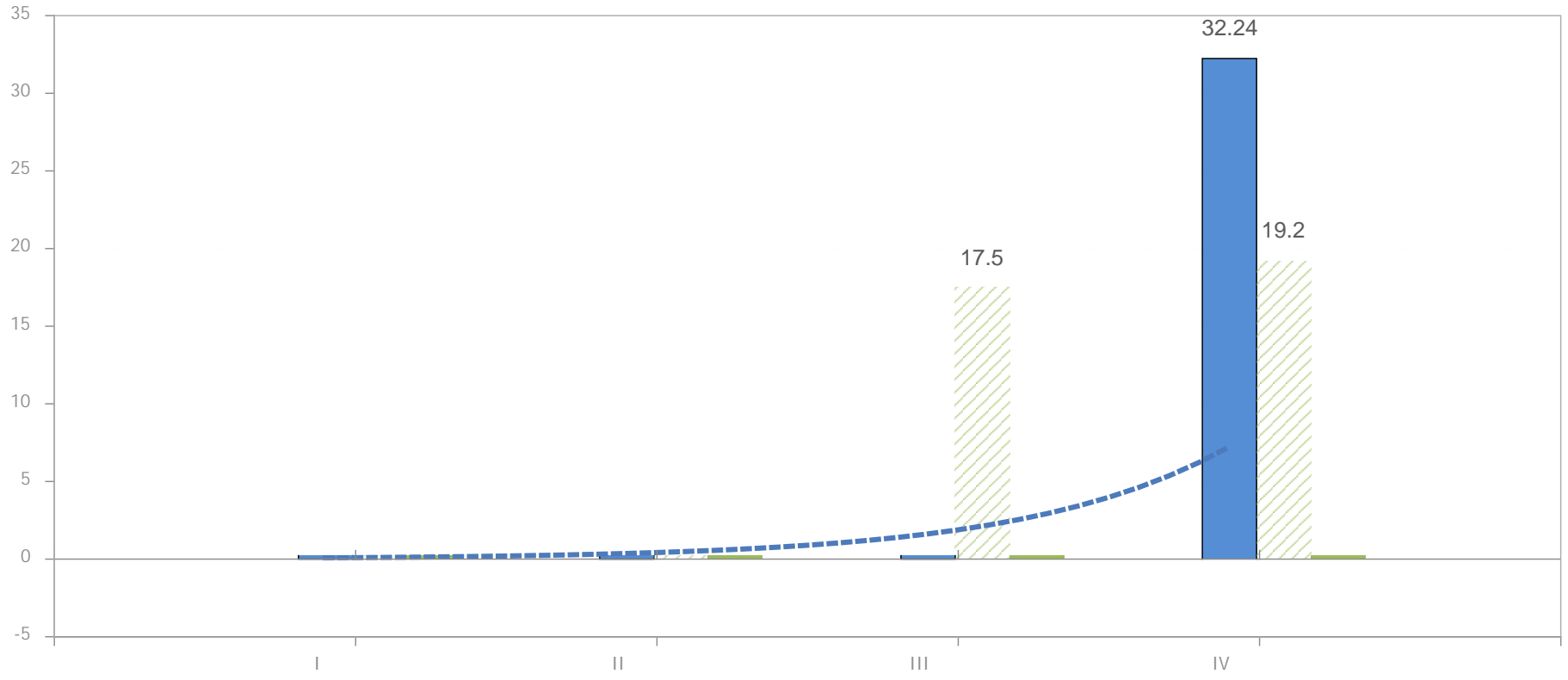
( )



( )

,






.6.

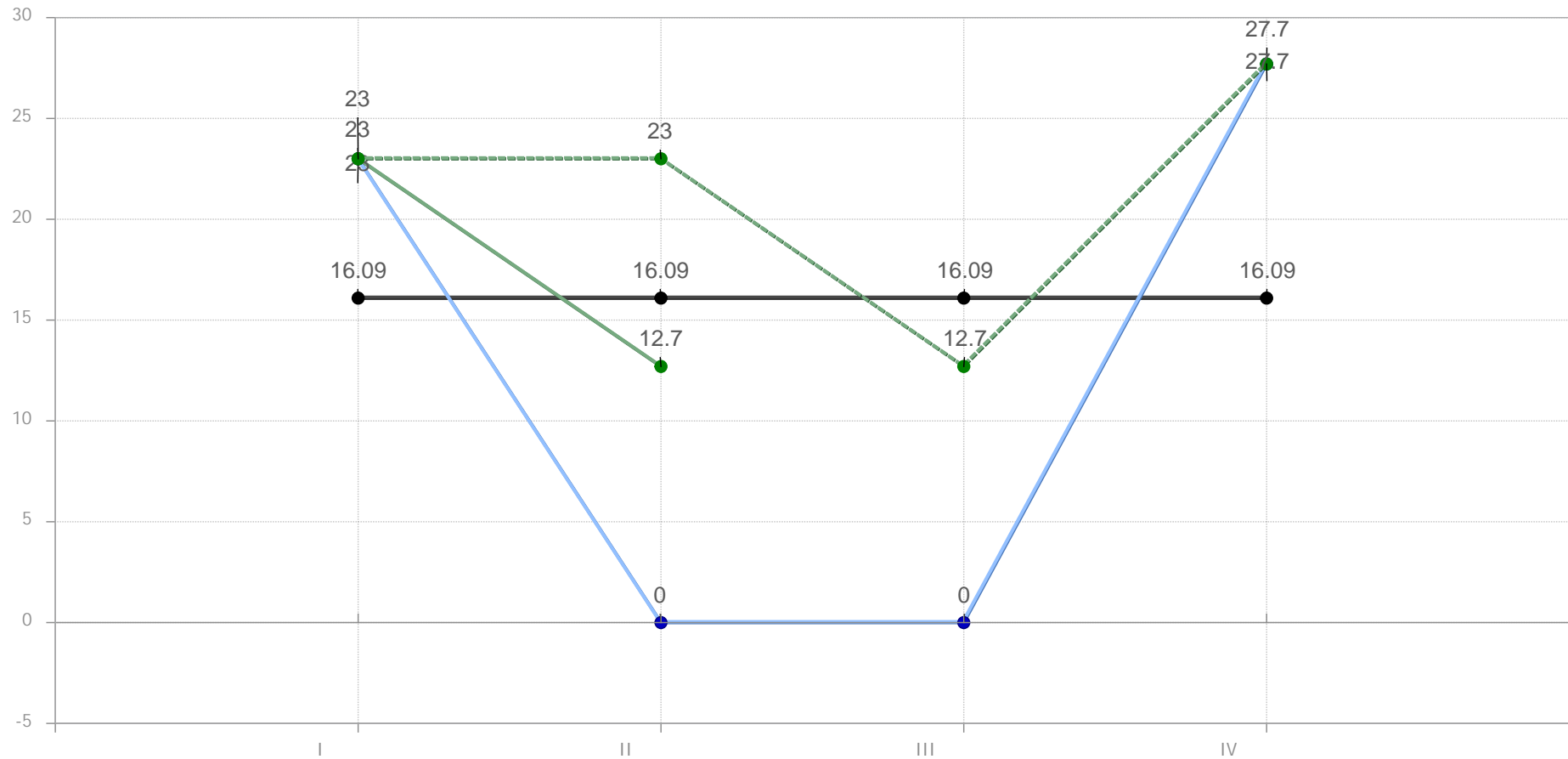


60 10 .



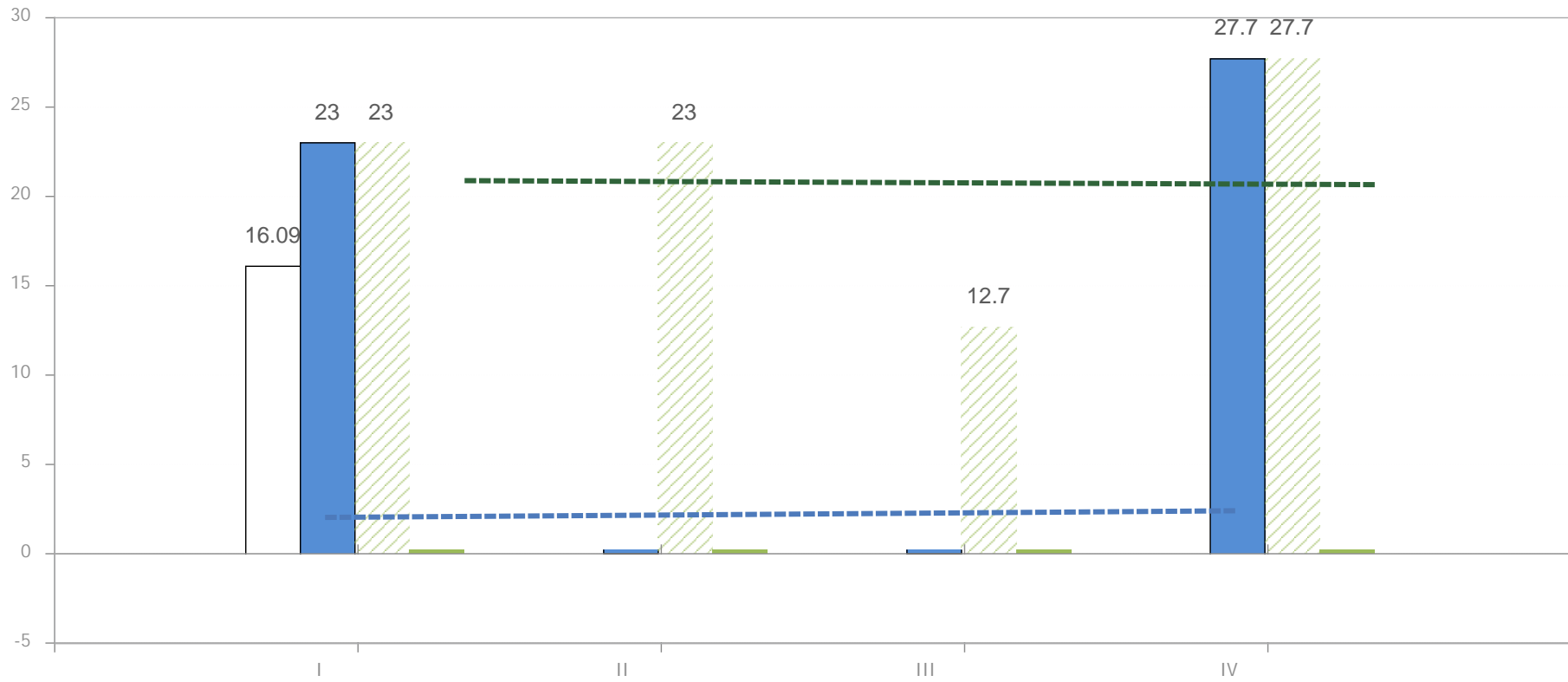
( )  
( )





.7.

,



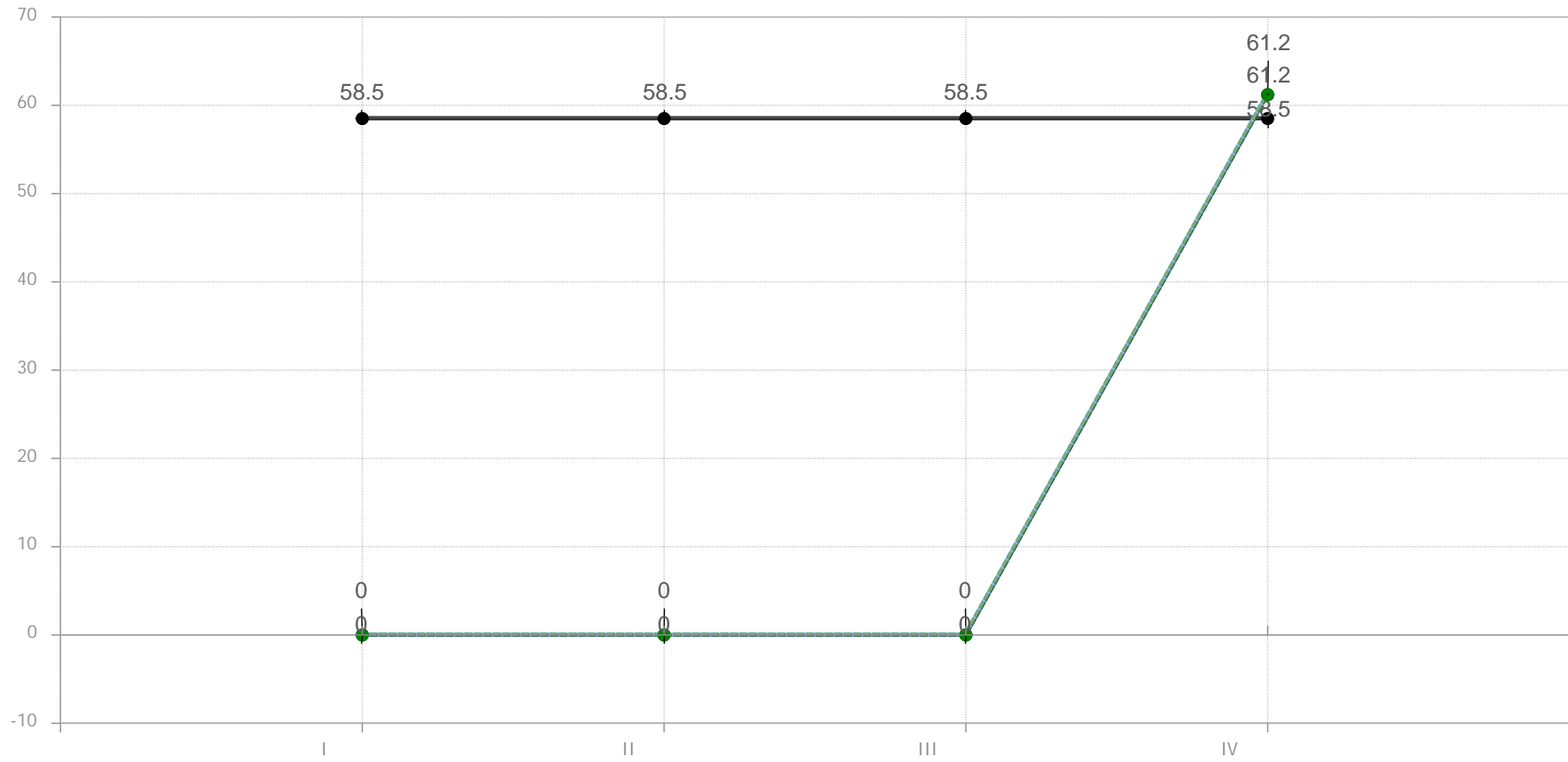
( )



( )

. 8.

,



.9.

